

Specification

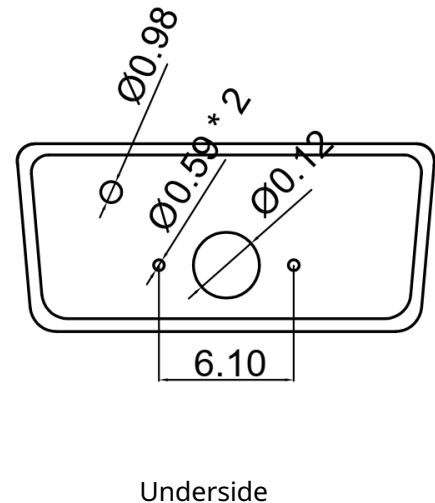
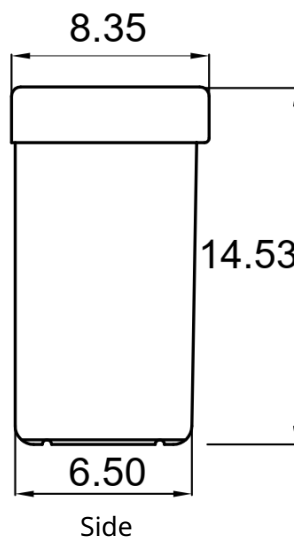
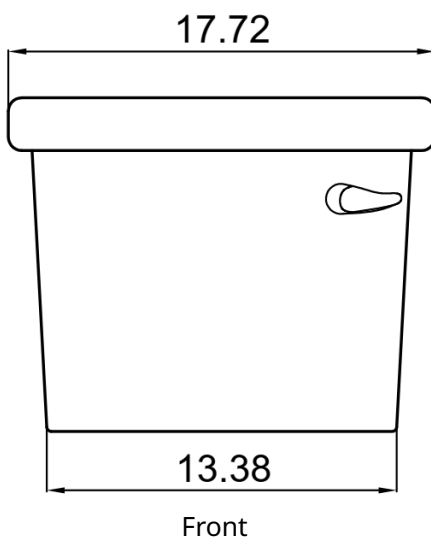
Vitreous China Toilet Tank

DESCRIPTION

Toilet Tank Only with Right Hand Trip lever, White
1.28GPF(4.8LPF)
3" Flush Valve for Superior Flush
Large Water Surface
High Performance Flushing System
Min. Water Pressure: 28 PSI
Flush System: Siphon Jet Gravity Flushing System
Material: Vitreous China Tank
MAP Rating: 800 grams
Approval: cUPC and Watersense



Fixture dimensions and hydraulic performance meet or exceed ANSI/ASME standard A112.19.2M and CAN/CSA B-45 requirements.



(Dimensions are subject to a variance Of +/-5%)
Unit: inches

Model#	Description
WCT-128-RH	1.28 GPF Tank, Right Hand Trip Lever, White, 3" Flapper 2 Bolt Connection

